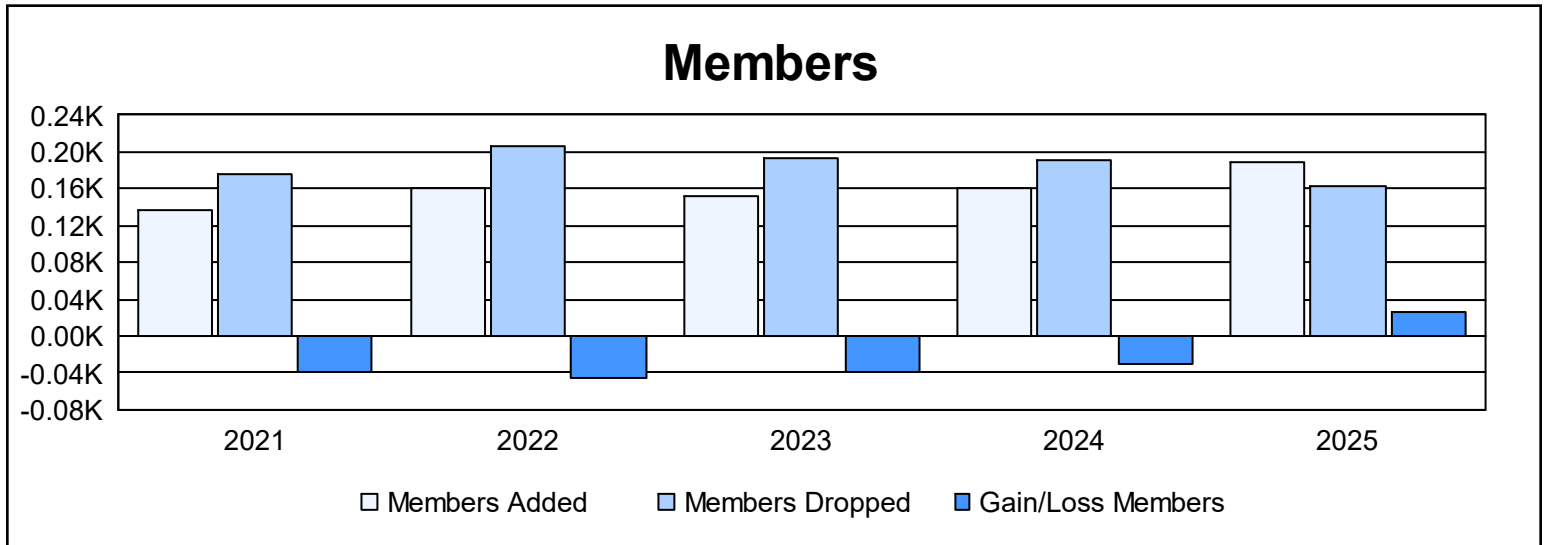
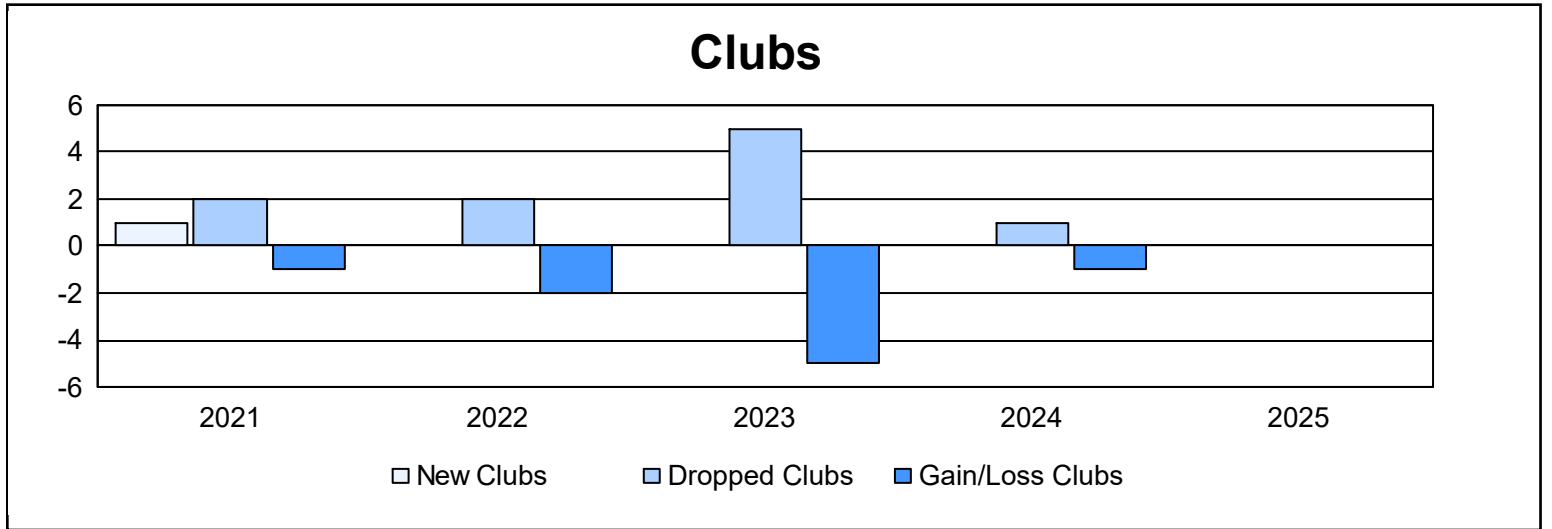
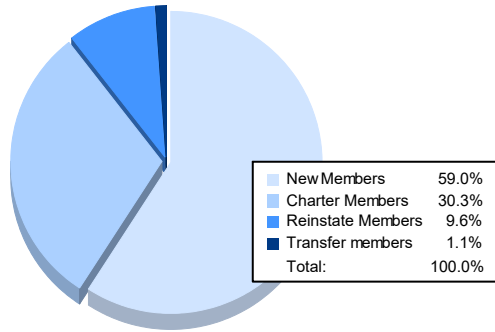


Year	New Clubs	Dropped Clubs	Gain/ Loss Clubs	New Members	Charter Members	Reinstate Members	Transfer Members	Total Member Added	Total Members Dropped	Gain/ Loss Members
2020-2021	1	2	-1	95	23	3	15	136	175	-39
2021-2022	0	2	-2	129	7	13	12	161	206	-45
2022-2023	0	5	-5	129	2	14	8	153	193	-40
2023-2024	0	1	-1	144	0	13	4	161	192	-31
2024-2025				111	57	18	2	188	163	25
<b>Average</b>	<b>0</b>	<b>3</b>	<b>-2</b>	<b>122</b>	<b>18</b>	<b>12</b>	<b>8</b>	<b>160</b>	<b>186</b>	<b>-26</b>



### Membership Composition June 2025 Cumulative



### Gender Composition June 2025 Cumulative

